

UNIVERSITAT DE BARCELONA

DEPARTAMENT DE CIENCIAS

MORFOLÓGIQUES I

ODONTO-ESTOMATOLOGIA

TESIS DOCTORAL

**"ESTUDIO RUGOSIMÉTRICO DE LA
SUPERFICIE DE LA CERÁMICA
FELDESPÁTICA UTILIZADA EN LA
ELABORACIÓN DE RESTAURACIONES
CERAMO-METÁLICAS"**

PRESENTADA POR EL LICENCIADO EN

MEDICINA Y CIRUGÍA:

JOSÉ MARÍA ANGLADA CANTARELL

DIRECTORES:

PROF. F. J. GASCÓN MAYORDOMO (E.P.D.)

PROF. J. SALSENCH CABRÉ


BARCELONA JUNIO 1992



PERTHOMETER M4P
DAT.
OBJ. VIG 1a

LT 4.8 MM
RA 0.84 UM
RZ 2.74 UM
RMAX 4.12 UM
RPM 1.17 UM
PC<1.3> 007 /CM


VER 5 UM
HOR LC .80 MM



PERTHOMETER M4P
DAT.
OBJ. VIG 1b

LT 4.8 MM
RA 0.40 UM
RZ 1.70 UM
RMAX 3.22 UM
RPM 0.64 UM
PC<1.3> 002 /CM


VER 5 UM
HOR LC .80 MM



PERTHOMETER M4P
DAT.
OBJ. VIG 1c

LT 4.8 MM
RA 0.41 UM
RZ 1.50 UM
RMAX 2.84 UM
RPM 0.56 UM
PC<1.3> 005 /CM

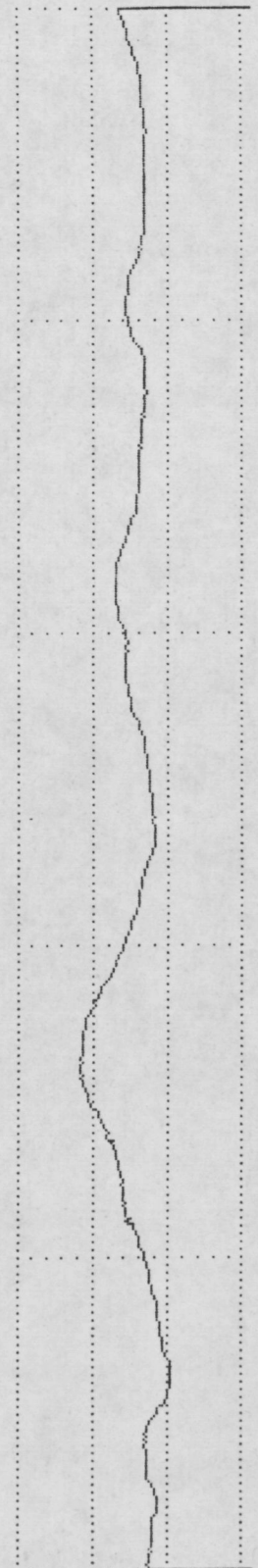
VER 5 UM
HOR LC .80 MM



PERTHOMETER M4P
DAT.
OBJ. VIG 2a

LT 4.8 MM
RA 1.02 UM
RZ 2.47 UM
RMAX 4.28 UM
RPM 1.16 UM
PC<1.3> 005 /CM


VER 5 UM
HOR LC .80 MM



PERTHOMETER M4P
DAT.
OBJ. VIG 2b

LT 4.8 MM
RA 0.57 UM
RZ 1.98 UM
RMAX 3.22 UM
RPM 0.87 UM
PC<1.3> 007 /CM


VER 5 UM
HOR LC .80 MM



PERTHOMETER M4P
DAT.
OBJ. VIG 2c

LT 4.8 MM
RA 1.12 UM
RZ 3.12 UM
RMAX 5.56 UM
RPM 1.51 UM
PC<1.3> 002 /CM


VER 5 UM
HOR LC .80 MM



PERTHOMETER M4P
DAT.
OBJ. VIG 3a

LT 4.8 MM
RA 0.78 UM
RZ 3.00 UM
RMAX 4.76 UM
RPM 1.38 UM
PC<1.3> 005 /CM


VER 5 UM
HOR LC .80 MM



PERTHOMETER M4P
DAT.
OBJ. VIG 3b

LT 4.8 MM
RA 0.80 UM
RZ 2.57 UM
RMAX 4.10 UM
RPM 1.11 UM
PC<1.3> 007 /CM


VER 5 UM
HOR LC .80 MM



PERTHOMETER M4P
DAT.
OBJ. VIG 3c

LT 4.8 MM
RA 0.40 UM
RZ 1.44 UM
RMAX 2.26 UM
RPM 0.65 UM
PC<1.3> 005 /CM


VER 5 UM
HOR LC .80 MM



PERTHOMETER M4P
DAT.
OBJ. VIG 4a

LT 4.8 MM
RA 0.56 UM
RZ 1.94 UM
RMAX 2.82 UM
RPM 0.93 UM
PC<1.3> 005 /CM


VER 5 UM
HOR LC .80 MM



PERTHOMETER M4P
DAT.
OBJ. VIG 4b

LT 4.8 MM
RA 0.63 UM
RZ 2.12 UM
RMAX 2.88 UM
RPM 0.89 UM
PC<1.3> 005 /CM


VER 5 UM
HOR LC .80 MM



PERTHOMETER M4P
DAT.
OBJ. VIG 4c

LT 4.8 MM
RA 0.45 UM
RZ 1.85 UM
RMAX 2.12 UM
RPM 0.92 UM
PC<1.3> 002 /CM

VER 5 UM
HOR LC .80 MM



PERTHOMETER M4P
DAT.
OBJ. VIG 5a

LT 4.8 MM
RA 0.99 UM
RZ 2.80 UM
RMAX 4.80 UM
RPM 1.36 UM
PC<1.3> 002 /CM

PERTHOMETER M4P
DAT.
OBJ. VIG 5b

LT 4.8 MM
RA 1.45 UM
RZ 4.03 UM
RMAX 8.32 UM
RPM 2.01 UM
PC<1.3> 005 /CM

PERTHOMETER M4P
DAT.
OBJ. VIG 5c

LT 4.8 MM
RA 0.52 UM
RZ 1.49 UM
RMAX 2.32 UM
RPM 0.68 UM
PC<1.3> 002 /CM

PERTHOMETER M4P
DAT.
OBJ. VIG 6a





LT 4.8 MM
RA 1.03 UM
RZ 3.34 UM
RMAX 7.04 UM
RPM 1.58 UM
PC<1.3> 007 /CM

VER 5 UM
HOR LC .80 MM

VER 5 UM
HOR LC .80 MM

VER 5 UM
HOR LC .80 MM


VER 5 UM
HOR LC .80 MM



PERTHOMETER M4P
DAT.
OBJ. VIG 6 b

LT 4.8 MM
RA 1.14 UM
RZ 2.86 UM
RMAX 4.76 UM
RPM 1.08 UM
PC<1.3> 005 /CM


VER 5 UM
HOR LC .80 MM



PERTHOMETER M4P
DAT.
OBJ. VIG 6 c

LT 4.8 MM
RA 0.99 UM
RZ 2.41 UM
RMAX 3.48 UM
RPM 1.06 UM
PC<1.3> 005 /CM


VER 5 UM
HOR LC .80 MM



PERTHOMETER M4P
DAT.
OBJ. VIG 7 a

LT 4.8 MM
RA 1.87 UM
RZ 5.36 UM
RMAX 6.28 UM
RPM 2.31 UM
PC<1.3> 005 /CM


VER 5 UM
HOR LC .80 MM



PERTHOMETER M4P
DAT.
OBJ. VIG 7 b


LT 4.8 MM
RA 1.71 UM
RZ 3.99 UM
RMAX 5.76 UM
RPM 1.42 UM
PC<1.3> 005 /CM

VER 5 UM
HOR LC .80 MM




PERTHOMETER M4P
 DAT.
 OBJ. *viG 7c*
 #
 LT 4.8 MM
 RA 2.67 UM
 RZ 5.74 UM
 RMAX 9.36 UM
 RPM 3.37 UM
 PC<1.3> 005 /CM

VER 5 UM
 HOR LC .80 MM




PERTHOMETER M4P
 DAT.
 OBJ. *viG 8a*
 #
 LT 4.8 MM
 RA 0.92 UM
 RZ 2.28 UM
 RMAX 3.70 UM
 RPM 1.11 UM
 PC<1.3> 005 /CM

VER 5 UM
 HOR LC .80 MM



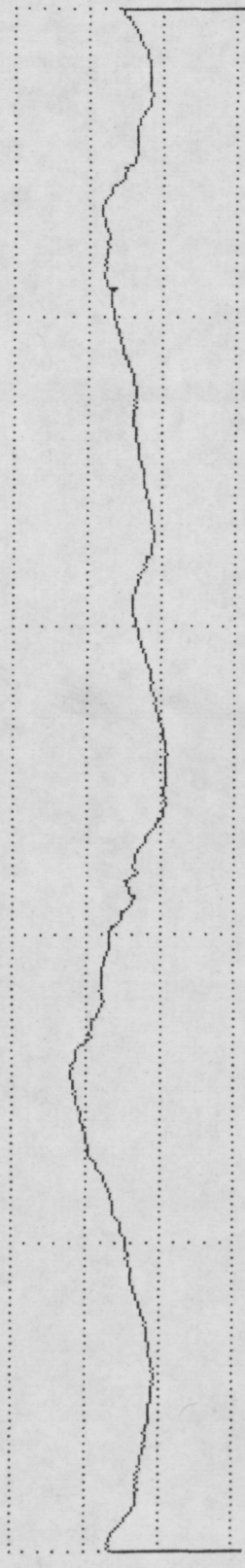
PERTHOMETER M4P
 DAT.
 OBJ. *viG 8b*
 #
 LT 4.8 MM
 RA 1.67 UM
 RZ 4.52 UM
 RMAX 9.04 UM
 RPM 1.77 UM
 PC<1.3> 007 /CM

VER 5 UM
 HOR LC .80 MM



PERTHOMETER M4P
 DAT.
 OBJ. *viG 8c*
 #
 LT 4.8 MM
 RA 1.33 UM
 RZ 3.32 UM
 RMAX 3.84 UM
 RPM 1.60 UM
 PC<1.3> 007 /CM


VER 5 UM
 HOR LC .80 MM



VIG 9a

RA 0.64 μ M
RZ 1.87 μ M
RMAX 2.80 μ M
RPM 0.95 μ M
PC<1.3> 005 /CM


VER 5 μ M
HOR LC .80 MM



PERTHOMETER M4P
DAT.
OBJ. VIG 9b

LT 4.8 MM
RA 0.04 μ M
RZ 0.41 μ M
RMAX 0.67 μ M
RPM 0.16 μ M
PC<1.3> 000 /CM


VER 5 μ M
HOR LC .80 MM



PERTHOMETER M4P
DAT.
OBJ. VIG 9c

LT 4.8 MM
RA 0.65 μ M
RZ 2.08 μ M
RMAX 2.90 μ M
RPM 1.15 μ M
PC<1.3> 005 /CM


VER 5 μ M
HOR LC .80 MM



PERTHOMETER M4P
DAT.
OBJ. VIG 10a

LT 4.8 MM
RA 0.43 μ M
RZ 1.40 μ M
RMAX 2.26 μ M
RPM 0.75 μ M
PC<1.3> 002 /CM

VER 5 μ M
HOR LC .80 MM



PERTHOMETER M4P
 DAT.
 OBJ. VIG 10b
 #
 LT 4.8 MM
 RA 1.17 UM
 RZ 2.60 UM
 RMAX 6.00 UM
 RPM 0.28 UM
 PC<1.3> 002 /CM

PERTHOMETER M4P
 DAT.
 OBJ. VIG 10c
 #
 LT 4.8 MM
 RA 0.38 UM
 RZ 1.65 UM
 RMAX 2.88 UM
 RPM 0.79 UM
 PC<1.3> 002 /CM

VIG 11a
 RA 1.05 UM
 RZ 3.48 UM
 RMAX 6.40 UM
 RPM 1.62 UM
 PC<1.3> 007 /CM




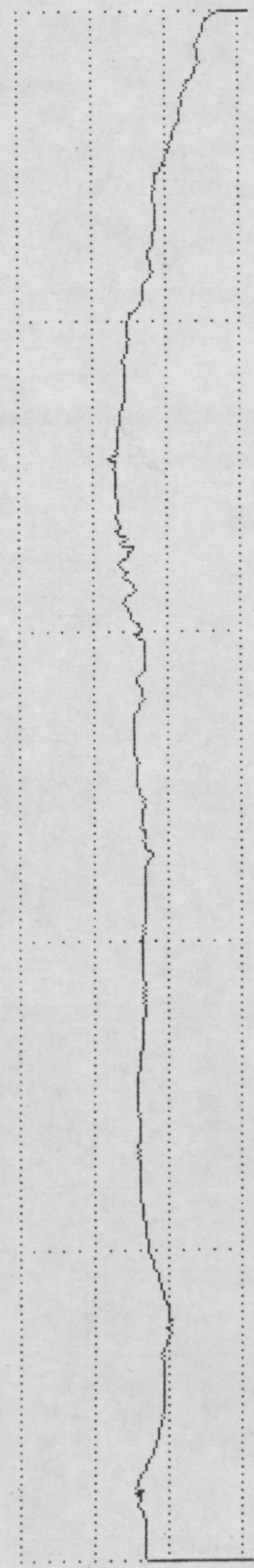
VIG 11b
 RA 1.15 UM
 RZ 3.88 UM
 RMAX 5.44 UM
 RPM 1.67 UM
 PC<1.3> 010 /CM

VER 5 UM
 HOR LC .80 MM

VER 5 UM
 HOR LC .80 MM

VER 5 UM
 HOR LC .80 MM

VER 5 UM
 HOR LC .80 MM




PERTHOMETER M4P
DAT.
OBJ. VIG 12c
#

VIG 11c

RA 1.32 μ M
RZ 3.75 μ M
RMAX 5.96 μ M
RPM 1.73 μ M
PC<1.3> 007 \angle CM


VER 5 μ M
HOR LC .80 MM



VIG 12a

RA 1.97 μ M
RZ 5.56 μ M
RMAX 8.88 μ M
RPM 2.51 μ M
PC<1.3> 007 \angle CM

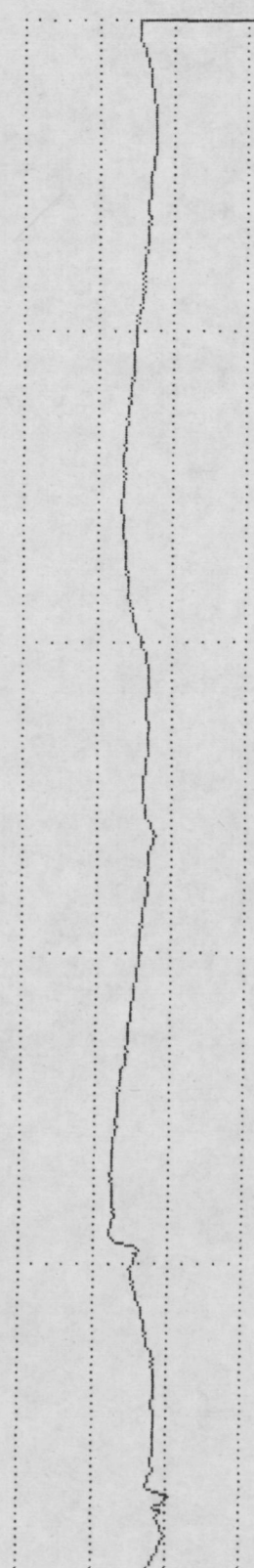
VER 5 μ M
HOR LC .80 MM



VIG 12b


RA 0.80 μ M
RZ 1.68 μ M
RMAX 2.68 μ M
RPM 0.52 μ M
PC<1.3> 005 \angle CM

VER 5 μ M
HOR LC .80 MM



LT 4.8 MM
RA 0.45 μ M
RZ 1.78 μ M
RMAX 2.04 μ M
RPM 0.88 μ M
PC<1.3> 005 \angle CM

VER 5 μ M
HOR LC .80 MM



PERTHOMETER M4P
 DAT.
 OBJ. ViG 13a
 #
 LT 4.8 MM
 RA 1.42 UM
 RZ 3.91 UM
 RMAX 4.60 UM
 RPM 1.71 UM
 PC<1.3> 005 /CM

PERTHOMETER M4P
 DAT.
 OBJ. ViG 13b
 #
 LT 4.8 MM
 RA 1.16 UM
 RZ 3.79 UM
 RMAX 6.36 UM
 RPM 1.40 UM
 PC<1.3> 010 /CM

PERTHOMETER M4P
 DAT.
 OBJ. ViG 13c
 #
 LT 4.8 MM
 RA 1.46 UM
 RZ 4.69 UM
 RMAX 5.92 UM
 RPM 2.06 UM
 PC<1.3> 010 /CM





PERTHOMETER M4P
 DAT.
 OBJ. ViG 14a
 #
 LT 4.8 MM
 RA 1.51 UM
 RZ 4.83 UM
 RMAX 9.84 UM
 RPM 2.19 UM
 PC<1.3> 007 /CM

VER 5 UM
 HOR LC .80 MM

VER 5 UM
 HOR LC .80 MM

VER 5 UM
 HOR LC .80 MM


VER 5 UM
 HOR LC .80 MM



PERTHOMETER M4P
DAT. VIG 14b

LT 4.8 MM
RA 0.86 UM
RZ 2.14 UM
RMAX 3.96 UM
RPM 0.70 UM
PC<1.3> 002 /CM


VER 5 UM
HOR LC .80 MM



PERTHOMETER M4P
DAT. VIG 14c

LT 4.8 MM
RA 1.15 UM
RZ 3.48 UM
RMAX 4.60 UM
RPM 2.00 UM
PC<1.3> 010 /CM


VER 5 UM
HOR LC .80 MM



PERTHOMETER M4P
DAT. VIG 15a

LT 4.8 MM
RA 1.16 UM
RZ 2.98 UM
RMAX 4.76 UM
RPM 1.12 UM
PC<1.3> 002 /CM


VER 5 UM
HOR LC .80 MM



PERTHOMETER M4P
DAT. VIG 15b


LT 4.8 MM
RA 0.93 UM
RZ 2.60 UM
RMAX 4.08 UM
RPM 1.25 UM
PC<1.3> 005 /CM

VER 5 UM
HOR LC .80 MM




PERTHOMETER M4P
 DAT.
 OBJ. VIG 15c
 #
 LT 4.8 MM
 RA 1.54 UM
 RZ 3.91 UM
 RMAX 4.68 UM
 RPM 1.95 UM
 PC<1.3> 005 /CM

VER 5 UM
 HOR LC .80 MM




PERTHOMETER M4P
 DAT.
 OBJ. VIG 16a
 #
 LT 4.8 MM
 RA 1.21 UM
 RZ 3.26 UM
 RMAX 5.28 UM
 RPM 1.17 UM
 PC<1.3> 002 /CM

VER 5 UM
 HOR LC .80 MM




PERTHOMETER M4P
 DAT.
 OBJ. VIG 16b
 #
 LT 4.8 MM
 RA 0.72 UM
 RZ 1.92 UM
 RMAX 3.12 UM
 RPM 0.77 UM
 PC<1.3> 005 /CM

VER 5 UM
 HOR LC .80 MM



PERTHOMETER M4P
 DAT.
 OBJ. VIG 16c
 #
 LT 4.8 MM
 RA 1.35 UM
 RZ 4.12 UM
 RMAX 7.56 UM
 RPM 2.10 UM
 PC<1.3> 005 /CM


VER 5 UM
 HOR LC .80 MM



PERTHOMETER M4P
DAT.
OBJ. VIG 17a

LT 4.8 MM
RA 1.01 UM
RZ 2.72 UM
RMAX 4.68 UM
RPM 1.06 UM
PC<1.3> 007 /CM


VER 5 UM
HOR LC .80 MM



PERTHOMETER M4P
DAT.
OBJ. VIG 17b

LT 4.8 MM
RA 0.66 UM
RZ 2.06 UM
RMAX 2.90 UM
RPM 1.05 UM
PC<1.3> 007 /CM


VER 5 UM
HOR LC .80 MM



PERTHOMETER M4P
DAT.
OBJ. VIG 17c

LT 4.8 MM
RA 0.73 UM
RZ 1.92 UM
RMAX 2.46 UM
RPM 0.56 UM
PC<1.3> 005 /CM


VER 5 UM
HOR LC .80 MM



PERTHOMETER M4P
DAT.
OBJ. VIG 18a

LT 4.8 MM
RA 0.82 UM
RZ 2.19 UM
RMAX 2.72 UM
RPM 1.46 UM
PC<1.3> 005 /CM

VER 5 UM
HOR LC .80 MM



PERTHOMETER M4P
 DAT.
 OBJ. VIG 186
 #
 LT 4.8 MM
 RA 0.60 UM
 RZ 1.82 UM
 RMAX 3.70 UM
 RPM 0.68 UM
 PC<1.3> 002 /CM

PERTHOMETER M4P
 DAT.
 OBJ. VIG 18c
 #
 LT 4.8 MM
 RA 0.85 UM
 RZ 2.48 UM
 RMAX 4.00 UM
 RPM 1.13 UM
 PC<1.3> 005 /CM

PERTHOMETER M4P
 DAT.
 OBJ. VIG 19a
 #
 LT 4.8 MM
 RA 0.78 UM
 RZ 2.08 UM
 RMAX 3.40 UM
 RPM 1.44 UM
 PC<1.3> 002 /CM


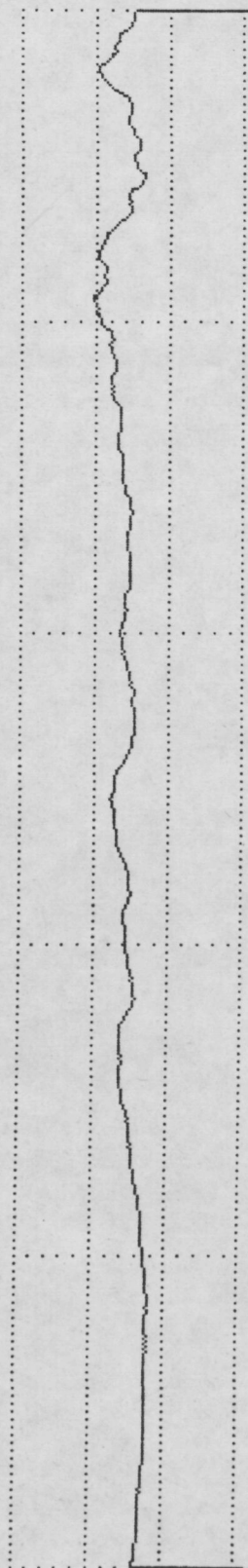


PERTHOMETER M4P
 DAT.
 OBJ. VIG 19b
 #
 LT 4.8 MM
 RA 1.24 UM
 RZ 3.71 UM
 RMAX 5.48 UM
 RPM 1.96 UM
 PC<1.3> 002 /CM

VER 5 UM
 HOR LC .80 MM

VER 5 UM
 HOR LC .80 MM

VER 5 UM
 HOR LC .80 MM

VER 5 UM
 HOR LC .80 MM



PERTHOMETER M4P
 DAT.
 OBJ. Vig 19c
 #
 LT 4.8 MM
 RA 0.66 UM
 RZ 2.14 UM
 RMAX 3.64 UM
 RPM 1.11 UM
 PC<1.3> 005 /CM

PERTHOMETER M4P
 DAT.
 OBJ. Vig 20a
 #
 LT 4.8 MM
 RA 0.57 UM
 RZ 1.98 UM
 RMAX 4.20 UM
 RPM 1.13 UM
 PC<1.3> 005 /CM

PERTHOMETER M4P
 DAT.
 OBJ. Vig 20b
 #
 LT 4.8 MM
 RA 0.79 UM
 RZ 2.48 UM
 RMAX 4.84 UM
 RPM 1.12 UM
 PC<1.3> 007 /CM


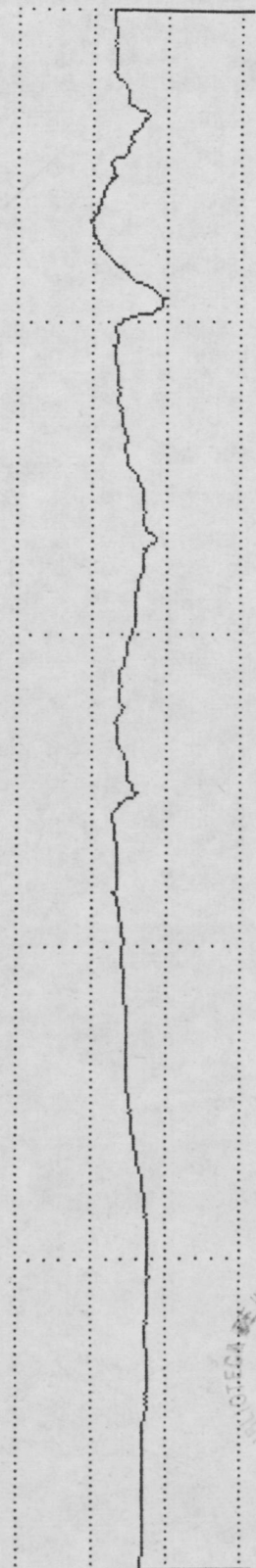


PERTHOMETER M4P
 DAT.
 OBJ. Vig 20c
 #
 LT 4.8 MM
 RA 0.82 UM
 RZ 2.45 UM
 RMAX 3.64 UM
 RPM 1.29 UM
 PC<1.3> 005 /CM

VER 5 UM
 HOR LC .80 MM

VER 5 UM
 HOR LC .80 MM

VER 5 UM
 HOR LC .80 MM

VER 5 UM
 HOR LC .80 MM



(043) 92
AUG 